 IMS INFORMATICA	One Point Lesson IMSISO Assistance Tool Request Credentials	Ver 1.0.0 04/11/2020 Author Federico Germani
---	---	--

One Point Lesson				
IMSISO – REQUEST CREDENTIALS				
Version	Date	Description	Author	Sign
1.0.0	04/11/2020	Initial version	Federico Germani	<i>F. Germani</i>
Scope of the Document				
This OPL shows you the exact path to request your credentials				
The OPL is composed of 3 steps				

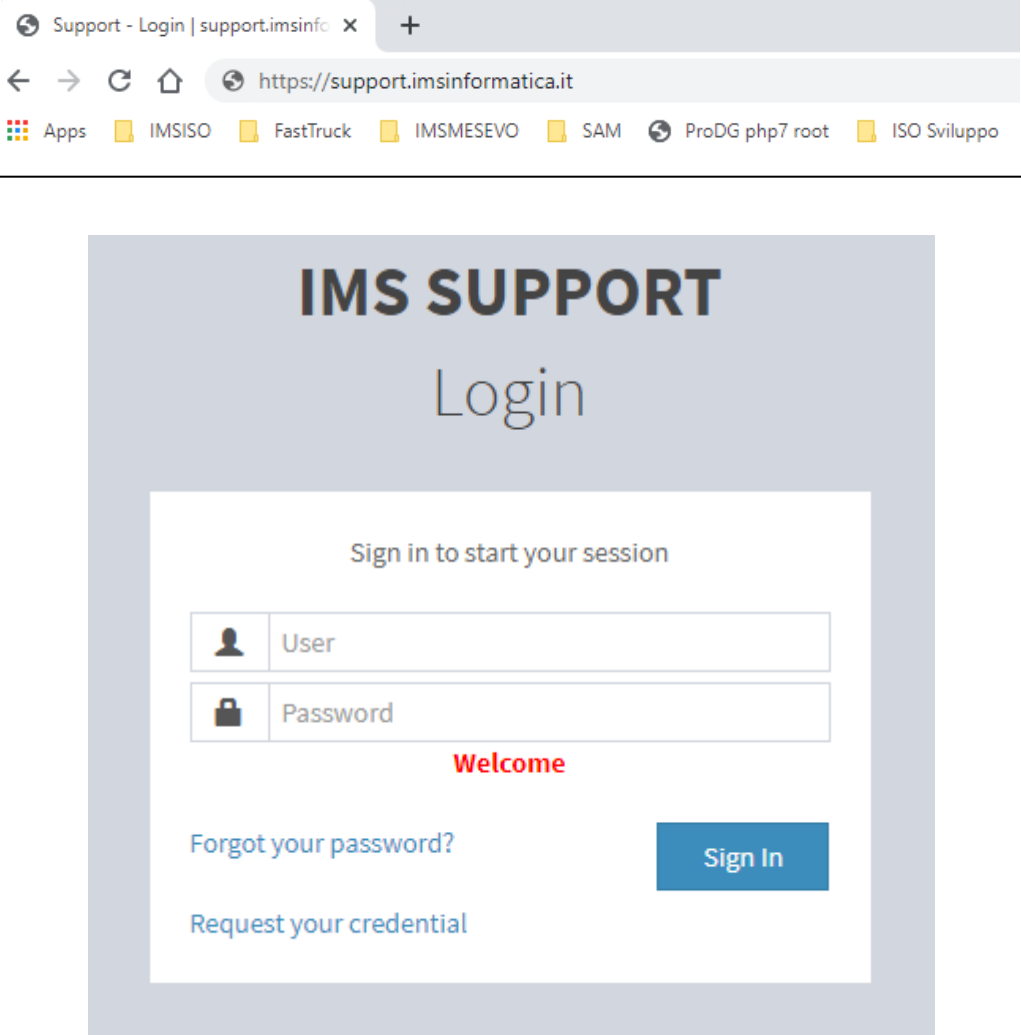
SUMMARY

Step 1.1 – Open your browser	2
Step 1.2 – Connect to the tool	3
Step 1.3 – Request credentials	4

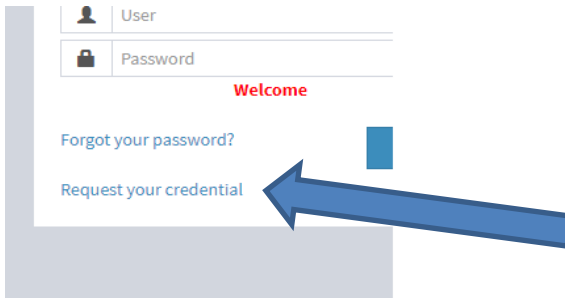
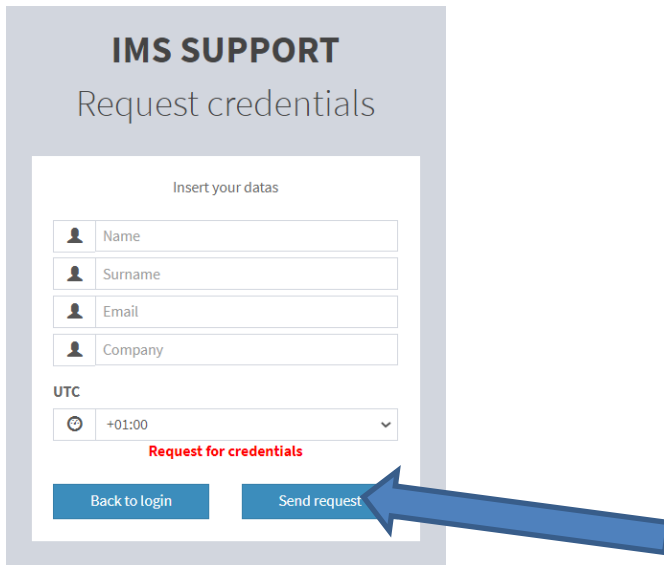
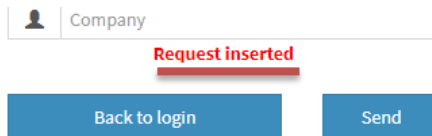
STEP 1.1 – OPEN YOUR BROWSER

1.1	Double click on your browser. The best ones are Google Chrome and Mozilla Firefox.	
Result	Now you can connect to our tool.	
Warning	You need an internet connection.	
Exception		

STEP 1.2 – CONNECT TO THE TOOL

1.2	<p>When you open the browser, you need to type in it the link of our tool. The link is below.</p> <p>https://support.imsinformatica.it</p> 
Result	Now you can ask for credentials.
Warning	
Exception	

STEP 1.3 – REQUEST CREDENTIALS

1.3	<p>Select 'Request your credentials' and fill the form. When you have filled it, click the button 'Send'.</p> <div data-bbox="549 566 1117 862">  </div> <div data-bbox="638 976 1305 1538">  </div> <div data-bbox="633 1612 1066 1747">  </div>
Result	You've requested for credentials. You will get an Email with your credentials.
Warning	We can decline your request, but we'll notify it by Email anyway.
Exception	